

Scaled data based on original data using
LM-79-08 Approved Method: Electrical and Photometric Measurements of Solid-
State Lighting Products

Test Report Prepared for
Cooper Lighting Solutions
(formerly Eaton)

Brand: STREETWORKS

Report Number: P636244

Luminaire Tested: **IFLD-S-SA2A-950-U-33-VI**

Issue Date: 01/17/2023

Test Information

Test Method: LM-79-08
Report Number: P636244
Test Lab: INNOVATION CENTER(G2)
Issue Date: 01/17/2023
Manufacturer: COOPER LIGHTING SOLUTIONS (FORMERLY EATON)
Product Line: STREETWORKS
Catalog Number: IFLD-S-SA2A-950-U-33-VI
Description: Infrastructure Flood – Middle Tier Light Square Luminaire w/ Nema 3 distribution lens and Visor
Light Source: (32) 5000K CCT, 90 CRI LEDs
Ballast/Driver: ELECTRONIC DRIVER

Summary

Lumens per Lamp: N/A
Luminaire Lumens: 6384.1 lumens
Efficiency: N/A
Efficacy: 100.1 lumens/watt
Luminous Opening: Rectangular (W 1' x L: 0.5' x H: 0')
IES Classification: Type V - Short
BUG Rating: B4 - U0 - G0

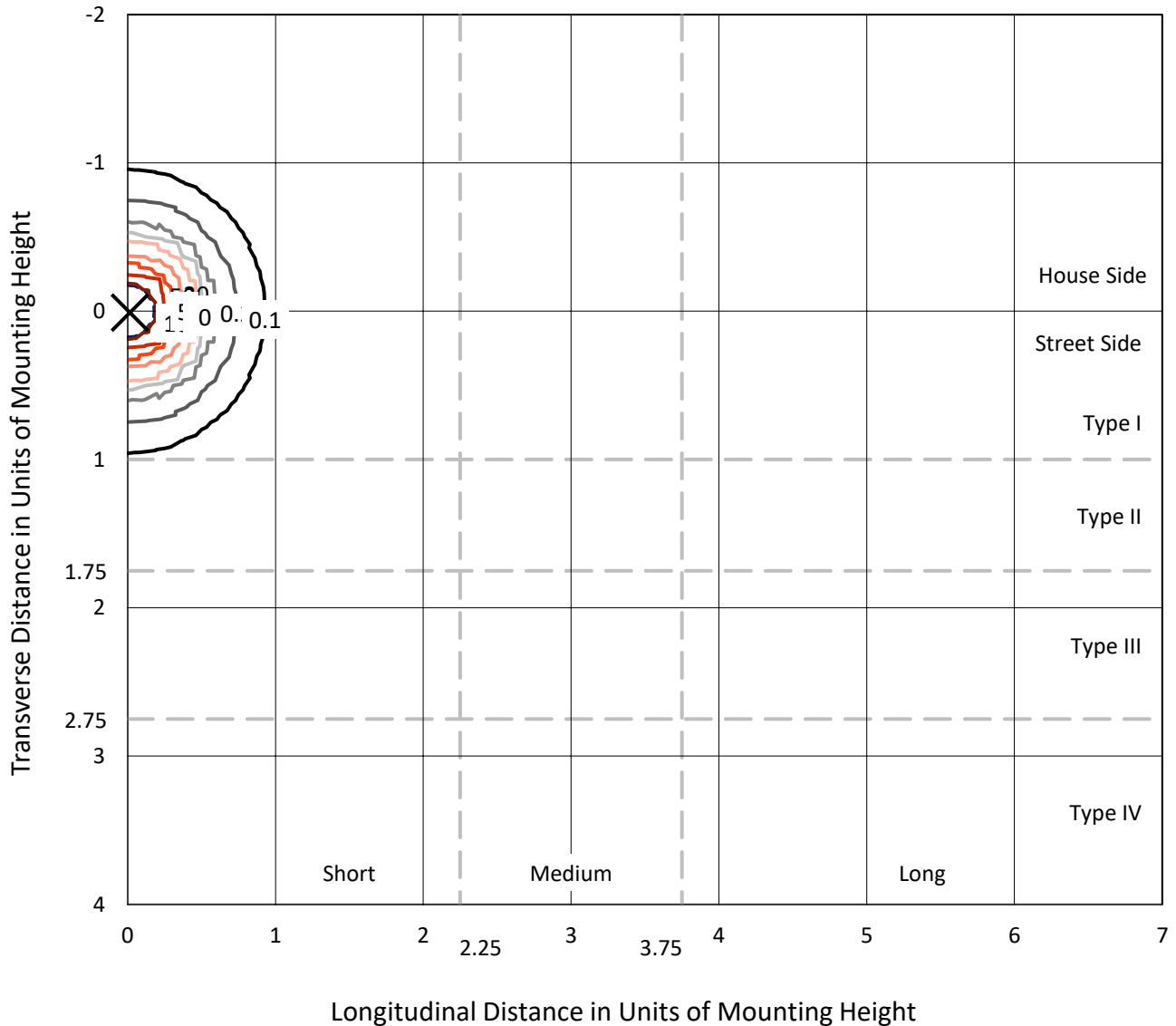
Input Watts (W): 63.8
Input Voltage (V): 120
Input Current (Ain): NR
Voltage Rise (V): NR
Power Factor: NR
Total Harmonic Distortion (THDi): NR
Frequency (hertz): 60
Stabilization Time: NR
Operation Time: NR
Ambient Temperature (°C): NR
Test Distance: 25 FT



REPORT NUMBER: P636244
 CATALOG NUMBER: IFLD-S-SA2A-950-U-33-VI

Iso-Footcandle Lines of Horizontal Illumination

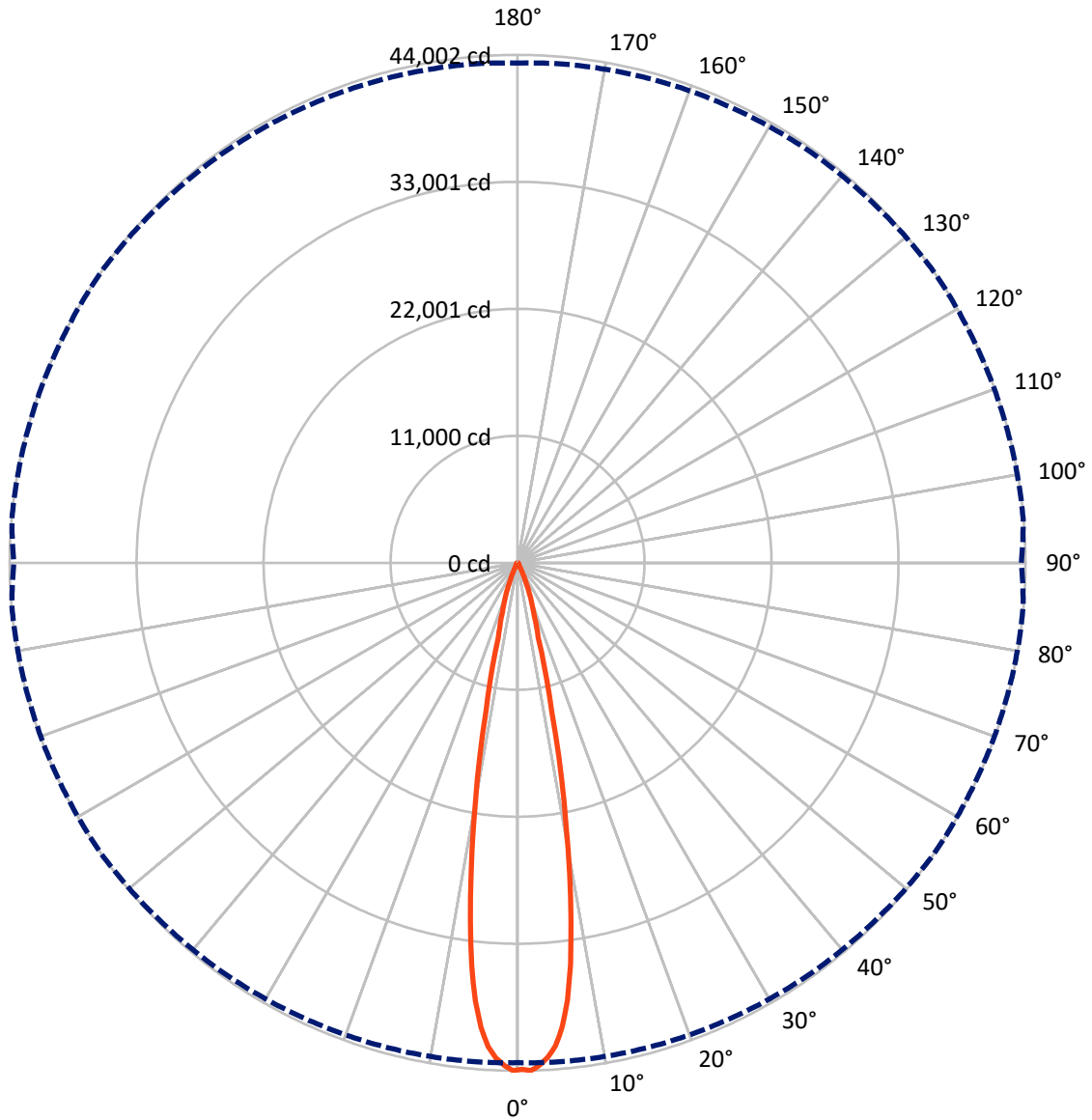
× Max cd
 - - - 1/2 Max cd



Based on 20 foot mounting height. Maximum calculated value = 109.7 fc
 Type V - Short - N/A

REPORT NUMBER: P636244
CATALOG NUMBER: IFLD-S-SA2A-950-U-33-VI

Luminous Intensity Polar Plot



— Vertical Plane Through 55-Deg Lateral - - - Horizontal Cone Through 1-Deg Vertical

REPORT NUMBER: P636244
 CATALOG NUMBER: IFLD-S-SA2A-950-U-33-VI

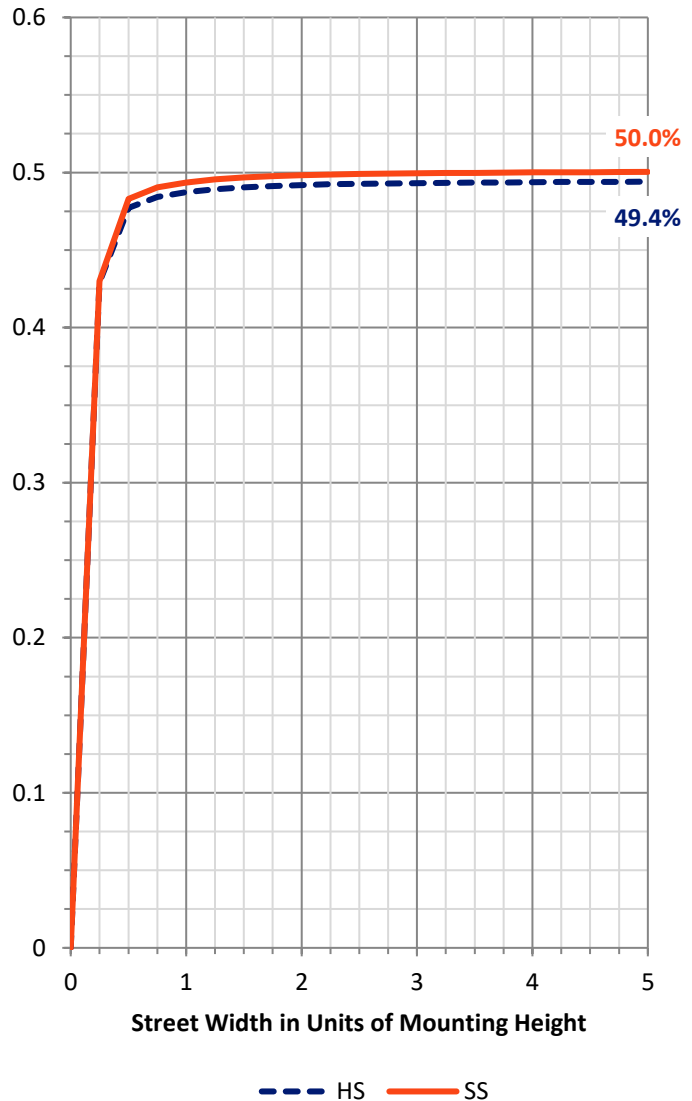
FLUX DISTRIBUTION:

		Downward	Upward	Total
House Side	Lumens	3192.1	0.0	3192.1
	% Fixture	50.0	0.0	50.0
Street Side	Lumens	3192.1	0.0	3192.1
	% Fixture	50.0	0.0	50.0
Total	Lumens	6384.1	0.0	6384.1
	% Fixture	100.0	0.0	100.0

Coefficient of Utilization

ZONAL LUMENS:

Zone	Lumens	% Fixture
0°-10°	3243.6	50.8
10°-20°	2298.8	36.0
20°-30°	538.6	8.4
30°-40°	112.6	1.8
40°-50°	72.6	1.1
50°-60°	53.8	0.8
60°-70°	36.6	0.6
70°-80°	19.5	0.3
80°-90°	8.0	0.1
90°-100°	0.0	0.0
100°-110°	0.0	0.0
110°-120°	0.0	0.0
120°-130°	0.0	0.0
130°-140°	0.0	0.0
140°-150°	0.0	0.0
150°-160°	0.0	0.0
160°-170°	0.0	0.0
170°-180°	0.0	0.0
0°-90°	6384.1	100.0
0°-180°	6384.1	100.0



REPORT NUMBER: P636244

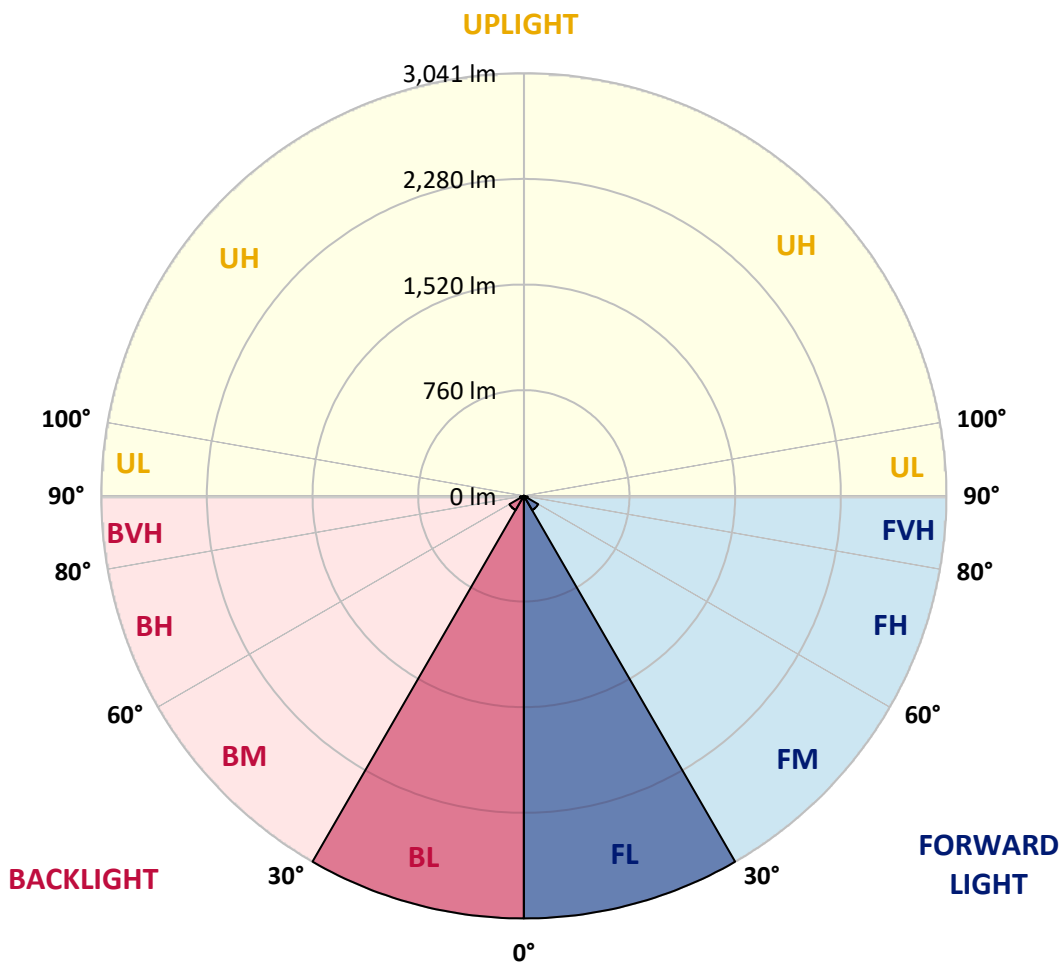
CATALOG NUMBER: IFLD-S-SA2A-950-U-33-VI

LUMINAIRE CLASSIFICATION SYSTEM LUMEN TABLE AND BUG RATING:

Zone	Lumens	% Fixture	Zone Rating/Lumen Limit		
			B	U	G
FL (0°-30°)	3040.5	47.6			
FM (30°-60°)	119.5	1.9			
FH (60°-80°)	28.0	0.4			G0/660
FVH (80°-90°)	4.0	0.1			G0/10
BL (0°-30°)	3040.5	47.6	B4/5000		
BM (30°-60°)	119.5	1.9	B0/220		
BH (60°-80°)	28.0	0.4	B0/110		G0/660
BVH (80°-90°)	4.0	0.1			G0/10
UL (90°-100°)	0.0	0.0		U0/0	
UH (100°-180°)	0.0	0.0		U0/0	

BUG Rating: B4-U0-G0

Type V Short





REPORT NUMBER: P636244
 CATALOG NUMBER: IFLD-S-SA2A-950-U-33-VI

CANDELA DISTRIBUTION (FULL):

	0°	5°	15°	25°	35°	45°	55°	65°	75°	85°
0°	43888.7	43888.7	43888.7	43888.7	43888.7	43888.7	43888.7	43888.7	43888.7	43888.7
1°	43298.2	43378.4	43476.6	43565.8	43700.1	43809.7	44001.6	43960.9	43955.3	43963.2
2°	42459.3	42559.8	42711.1	42800.3	43146.9	43289.2	43579.3	43665.1	43596.3	43674.2
3°	41202.7	41285.1	41522.2	41697.2	42146.6	42530.5	42918.9	43047.6	42967.4	43003.5
4°	39706.8	39791.4	40078.2	40435.0	41084.2	41509.8	41975.0	42090.1	41828.2	41846.3
5°	37926.3	37965.8	38316.9	38642.1	39418.9	39934.8	40376.3	40412.4	40173.1	40081.6
6°	35923.4	35852.3	36175.2	36312.9	37278.2	37804.4	38127.3	38085.5	37903.7	37825.8
7°	33543.4	33446.3	33707.1	33632.6	34487.3	34787.6	35098.1	34955.8	34811.3	34990.8
8°	30789.7	30735.5	30567.3	30872.1	31041.5	31310.2	31309.1	31226.6	31222.1	31521.3
9°	26786.2	27286.3	27138.4	27457.9	27415.0	27402.6	27320.2	27267.1	27041.3	27385.7
10°	22389.7	22717.2	22966.7	23443.1	23350.5	23481.5	23023.1	23101.0	22950.9	23235.4
12.5°	11589.5	11957.5	12173.2	12536.7	12936.4	13345.1	13213.0	13076.4	12872.0	13122.7
15°	5705.0	5850.6	5919.5	6288.7	6573.2	6675.9	6691.7	6570.9	6519.0	6573.2
17.5°	3501.1	3551.9	3751.8	4176.3	4422.4	4483.4	4443.9	4311.8	4163.9	4101.8
20°	2534.7	2549.3	2625.0	2707.4	3036.0	3207.6	3144.3	3014.5	2877.9	2813.5
22.5°	1655.2	1669.8	1694.7	1739.8	1827.9	2040.2	1971.3	1883.2	1790.6	1771.4
25°	937.1	937.1	963.1	1009.4	1074.8	1090.6	1104.2	1010.5	967.6	948.4
27.5°	522.7	526.1	531.8	549.8	582.6	579.2	564.5	539.7	510.3	479.8
30°	289.0	292.4	295.8	300.3	306.0	295.8	286.8	282.3	269.8	266.5
32.5°	216.8	216.8	219.0	217.9	212.3	199.8	194.2	201.0	199.8	194.2
35°	178.4	178.4	180.6	185.2	173.9	164.8	160.3	169.4	169.4	166.0
37.5°	145.6	146.8	147.9	153.5	150.2	140.0	138.9	141.1	142.3	141.1
40°	127.6	126.5	126.5	127.6	125.3	123.1	120.8	119.7	120.8	119.7
42.5°	110.6	109.5	111.8	109.5	105.0	106.1	106.1	102.7	103.9	101.6
45°	97.1	96.0	97.1	94.8	91.5	92.6	92.6	88.1	88.1	86.9
47.5°	85.8	85.8	85.8	86.9	81.3	80.2	81.3	80.2	76.8	75.6
50°	74.5	75.6	76.8	79.0	73.4	71.1	71.1	71.1	68.9	67.7
52.5°	68.9	70.0	70.0	70.0	66.6	64.4	64.4	63.2	62.1	61.0
55°	66.6	66.6	66.6	62.1	61.0	59.8	56.5	55.3	54.2	54.2
57.5°	63.2	63.2	62.1	58.7	55.3	55.3	50.8	49.7	48.5	48.5
60°	56.5	56.5	56.5	55.3	50.8	49.7	45.2	42.9	41.8	41.8
62.5°	51.9	51.9	51.9	47.4	46.3	42.9	39.5	36.1	35.0	32.7
65°	47.4	47.4	47.4	42.9	40.6	37.3	32.7	29.4	27.1	23.7
67.5°	44.0	44.0	42.9	39.5	36.1	31.6	27.1	23.7	19.2	16.9
70°	38.4	38.4	37.3	35.0	31.6	28.2	22.6	18.1	14.7	11.3
72.5°	32.7	32.7	31.6	29.4	27.1	23.7	19.2	15.8	10.2	7.9
75°	27.1	27.1	26.0	23.7	22.6	20.3	16.9	12.4	7.9	3.4
77.5°	22.6	22.6	21.5	20.3	19.2	16.9	14.7	10.2	5.6	2.3
80°	16.9	18.1	18.1	18.1	15.8	14.7	13.5	10.2	4.5	1.1
82.5°	12.4	13.5	13.5	13.5	12.4	11.3	12.4	9.0	4.5	1.1
85°	9.0	9.0	10.2	10.2	10.2	10.2	13.5	10.2	3.4	1.1
87.5°	4.5	4.5	4.5	4.5	4.5	5.6	6.8	5.6	2.3	0.0
90°	0.0	0.0	0.0	0.0	0.0	0.0	0.0	0.0	0.0	0.0

(END C



90°
43888.7
43648.2
43378.4
42732.6
41577.6
39890.8
37650.8
34935.5
30691.5
26743.3
22506.0
12444.1
6320.3
4014.8
2763.9
1731.9
932.6
481.0
266.5
190.8
164.8
141.1
120.8
102.7
86.9
75.6
66.6
59.8
53.1
48.5
40.6
30.5
23.7
15.8
11.3
6.8
3.4
1.1
1.1
1.1
1.1
0.0
0.0

OF REPORT)